



# Smith County Community Foundation

An affiliate of the  
Greater Salina Community Foundation



**STEP-BY-STEP**

# **APPLYING FOR A GRANT**



**TABLE OF CONTENTS**

Logging into your account.....3

Password recovery.....4

Creating an account.....5

Apply.....8

Applicant dashboard.....10

Accessing historical requests.....10

Accessing saved applications.....11

# IF YOU ALREADY HAVE AN ACCOUNT...



- Log into your account using your email and password
- Press the “Log On” button to enter the applicant portal.

## Logon Page

Email Address\*

Password\*

Log On

Create New Account

[Forgot your Password?](#)

# IF YOU FORGOT YOUR PASSWORD...



## Logon Page

Email Address\*

Password\*

Log On

Create New Account

[Forgot your Password?](#)

- Click “Forgot your Password?”
- You will be prompted to enter your account email. Click "Send Reset Link" after entry. A reset link will then be sent to your email.



# IF YOU DO NOT HAVE AN ACCOUNT...



## Logon Page

Email Address\*

Password\*

Log On

Create New Account

[Forgot your Password?](#)

- Click "Create New Account"

# ...CONTINUED

## Create New Account

If you already have an Account, click the 'Cancel Account Creation' button to go to the Logon page

⚠ Using the browser's back button will delete your registration information.

ℹ This registration process has multiple steps you must complete before you can apply.

Fields with an asterisk (\*) are required.

### Organization Information

#### Organization Name\*

If you are applying as a department of an organization please enter as such: **Organization Name - Department Name**

*For Example: USD ### - Grade School*

Enter last name if applying as an individual.

#### EIN / Tax Identification Number\*

Enter NA if applying as an individual

EIN / Tax Identification Number is Required

Organization Name is Required

#### Web Site

#### Telephone Number\*

#### Organization Email

#### Address 1\*

#### Address 2

#### City\*

#### State\*

#### Postal Code\*

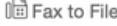



Next >

- Fill out all required information.
- Use a personal email and permanent address.
- When finished, click “Next.”


# APPLY...

Greater Salina Community Foundation

Jessica Fuller



Role (Applicant) ▾


 Apply

Scroll down to find the grant details and application for your community.

Women Helping Women

Accepting Submissions from 06/22/2021 to 06/05/2022

Apply





**WOMEN  
HELPING  
WOMEN**  
*A Fairy Godmother Fund*


*Welcome to the Women Helping Women Grant Application!*

**Geographic Service Area:** Saline County, Kansas  
**Applications Close:** at 11:59pm on the 5th of July, September, November, January, March and May.  
**Who Can Apply:** Partner agency representatives who have received training on behalf of their female clients in crisis.

Click [here](#) for a list of grant funds and criteria. Questions about your application or to receive training? Email us at [grants@gscf.org](mailto:grants@gscf.org) or 785-823-1800.


 Preview

 Send to GrantHub



Cloud County Grants v.5.0

Accepting Submissions from 07/01/2021 to 06/01/2022



**Community  
Foundation  
for  
Cloud County**  
An affiliate of the  
Greater Salina Community Foundation

*Welcome to the Community Foundation for Cloud County Grant Application!*

**Geographic Service Area:** Cloud County, Kansas  
**Applications Open:** July 1, 2021  
**Applications Close:** the 1st of each month through June 1, 2022

Grant Management Software provided by Foundant Technologies © 2021

- Upon completing registration, the "Apply" page will appear. It can also be accessed by clicking the "Apply" tab.
- You are able now able to scroll through grants, preview applications, and apply.
- To apply, click the blue "Apply" button that corresponds with your chosen grant.
- Make sure you qualify for the chosen grant's listed Geographic Service Area.



# ...CONTINUED

Application

Process: Greater Salina Community Foundation Grants v.5.0.

Return to Application Submitted

Contact Info [Request](#)

**Applicant:**  
Emma Applicant  
applicant@test.com  
555-555-5555  
123 Grants Ln  
Salina, KS 67401

**Organization:**  
Example Org B  
12-1234567

[Contact Email History](#)

[Collaborate](#)

[Question List](#)

[Application](#)

[If your organization information does not appear correct, please contact the funder. Thank you.](#)

[Fields with an asterisk \(\\*\) are required.](#)

Project Summary

Is this the first time you've applied for a grant through Greater Salina Community Foundation?\*

☐ Yes  
☐ No

If you selected "Yes"

Click [here](#) for our Frequently Asked Questions regarding applying for a grant.

Project Name\*

- Once you've clicked the blue "Apply" button on the previous page, you will enter an application.
- Fill out all required fields.
- To submit, click the blue "Submit Application" button at the bottom of the page.
- To save and come back to your application later, click the white "Save Application" button at the bottom of the page.